

Template for Submitting Modules to MatEd

- Module Title

- Name Of Primary Author First Last

- Address Of Primary Author

 Street Address Address Line 2 City State / Province / Region Postal / Zip Code Country

- Email Of Primary Author

- Names of Contributing Authors

- Contact Information For Contributing Authors

- Copyright holder, if any: First Last
- Copyright holder's Address

Street Address

Address Line 2

City

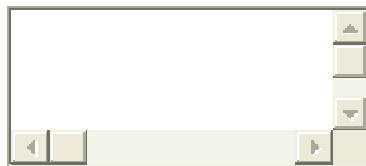
State / Province / Region

Postal / Zip Code

Country


- Copyright holders' Email

- List any IP agreements that would limit publication



- Time to complete module:

- Abstract of module, lab or demonstration:



- Pre-requisite knowledge and skills:

- Key Words (5-maximum):

- Target Grade Level(s): Secondary - Middle (6 - 8) High School (9 - 12) Two Year College (13 - 14) Four Year College (15 - 16)

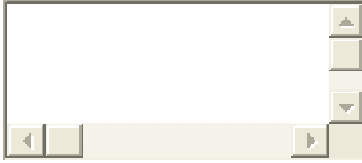
Check all that apply

- Table of Contents:

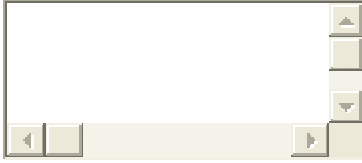
- Student Learning Objectives:

- List of equipment and supplies needed:

- Curriculum overview and notes to instructor:



- Modes of presentation:

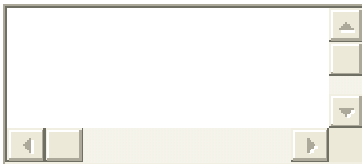


PowerPoint, lecture, demonstration, lab, etc.

- Module




- Supporting handouts and supporting materials:




Assignment sheets, reference sheets, operation sheets, procedures, etc.

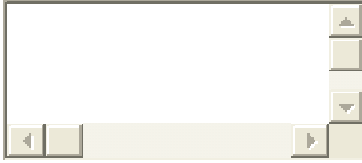
- References:



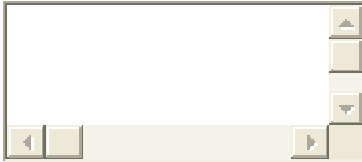
- Bibliography:



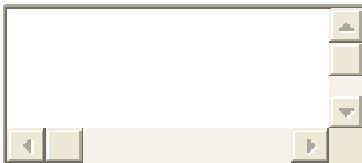
- Evaluation packet - instructor evaluation materials:

A rectangular text input area with a light beige background. On the right side, there are three vertically stacked buttons: a small upward-pointing triangle, a square, and a downward-pointing triangle. On the bottom left, there are two square buttons with left-pointing arrows, and on the bottom right, there is a square button with a right-pointing arrow.

- Evaluation packet - course evaluation materials:

A rectangular text input area with a light beige background. On the right side, there are three vertically stacked buttons: a small upward-pointing triangle, a square, and a downward-pointing triangle. On the bottom left, there are two square buttons with left-pointing arrows, and on the bottom right, there is a square button with a right-pointing arrow.


- Briefly describe how the effectiveness of the module was evaluated:

A rectangular text input area with a light beige background. On the right side, there are three vertically stacked buttons: a small upward-pointing triangle, a square, and a downward-pointing triangle. On the bottom left, there are two square buttons with left-pointing arrows, and on the bottom right, there is a square button with a right-pointing arrow.

- Web Site

If applicable, list your web site where this and additional information is currently posted

- Optional: Author Biographies (Maximum 100 words)

A rectangular text input area with a light beige background. On the right side, there are three vertically stacked buttons: a small upward-pointing triangle, a square, and a downward-pointing triangle. On the bottom left, there are two square buttons with left-pointing arrows, and on the bottom right, there is a square button with a right-pointing arrow.

-